

## PanelView Plus 700 to 1500 Terminals

This section gives an overview of the PanelView Plus 700, 1000, 1250, 1250H, and 1500 terminals.

- Modular components
- Base-configured unit
- Communication modules
- Logic module, standard or CE
- Power supply, AC or DC
- Display modules

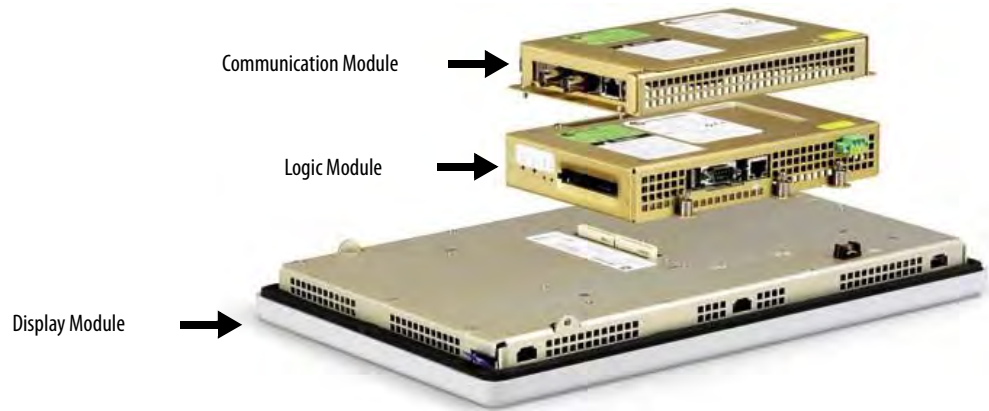


The PanelView Plus 700 to 1500 terminals are HMI devices that offer these features:

- Graphic color-display modules with keypad, touch screen, or keypad and touch screen support
- Analog resistive touch screen
- Ethernet and serial communications
- Modular communication interface for easy add-on capability
- Memory expansion modules for field upgrades to 256 MB RAM and 512 MB CompactFlash
- Power input, AC (85...264V AC) or DC (18...32V DC)
- CompactFlash card slot supports Type 1 CompactFlash cards
- USB ports provide connections for keyboard, mouse, and printer
- Field replaceable bezels
- Same panel cutouts as the PanelView Standard and PanelView Enhanced terminals
- Standard or CE logic module

## Modular Components


The terminals use modular components allowing for flexible configuration, installation, and upgrades. You can order items as separate components or factory assembled per your configuration.



## Base-configured Unit

The base-configured unit of the terminal consists of:

- display module (700, 1000, 1250, 1500) with keypad, touch, or keypad and touch input.
- logic module.



The logic module contains:

- 24V DC input (18...32V) or AC input (85...264V).
- SDRAM and flash memory, various sizes.
- 10/100 BaseT Ethernet port.
- serial RS-232 port for file transfers, printing, and logic controller communications.
- two USB ports for attaching mouse, keyboard, or printer.
- card slot for Type I CompactFlash cards.
- battery-backed real-time clock.

## Logic Modules and CompactFlash

The logic module is available with or without internal CompactFlash. The contents of the internal CompactFlash is what differentiates a PanelView Plus device from a PanelView Plus CE device.

- For the PanelView Plus terminals, the internal CompactFlash contains FactoryTalk View ME software and flash memory.
- For the PanelView Plus CE terminals, the internal CompactFlash contains the open Windows CE operating system, FactoryTalk View ME software, and flash memory.

The internal CompactFlash is available in different sizes and can be ordered separately or bundled with the logic module.

## Communication Modules

You can attach a communication module with a network interface to the base-configured unit of the terminal to increase your communication capability with these networks:

- DH+/DH-485
- ControlNet

The communication module installs easily on top of the logic module on the back of the unit.



## Power Options

The basic configured units of the 700 to 1500 PanelView Plus terminals provide application flexibility with three available power options:

- AC (85...264V)
- unisolated DC (18...32V)
- isolated DC (18...32V)

For DC applications using AC power, a remote AC-to-DC power supply, cat. no. 1606-XLE120E, is available for DIN-rail mounting.

## Display Modules

The terminals offer a range of TFT color graphic displays with either keypad, touch screen, or keypad and touch screen support.

- 700 (6.5 in.)
- 1000 (10.4 in.)
- 1250 (12.1 in.)
- 1500 (15 in.)

The 700 and 1250 touch displays are available in conformal-coated options. A 1250 high-bright, touch display module is available for outdoor installations. Plus the 1250 and 1500 touch displays offer an integral antiglare overlay.

All displays have common features and firmware providing for easy migration to a larger display. Field-replaceable bezels are also available.

## Touch Screen

Touch-screen displays are analog resistive and similar except for size.



---


**IMPORTANT**

The touch screen may be operated with a finger, gloved finger, or plastic stylus device with a minimum tip radius of 1.3 mm (0.051 in.) to prevent damage to the touch screen. Using any other object or tool may damage the touch screen.

---

### Keypad or Keypad and Touch

All displays are similar except for size and the number of function keys available.



**IMPORTANT** The keypad is designed for finger or gloved finger operation. The touch screen may be operated with a finger, gloved finger, or plastic stylus device with a minimum tip radius of 1.3 mm (0.051 in.) to prevent damage to the touch screen. Using any other object or tool may damage the touch screen or keypad.

The Kxx and Fxx function keys on the keypad terminals are programmable.

Function Keys	Description
Function Keys 700 (F1 through F10, K1 through K12) 1000 (F1 through F16, K1 through K16) 1250 (F1 through F20, K1 through K20) 1500 (F1 through F20, K1 through K20)	Programmable keys that initiate functions on terminal display. Replaceable legends are available for the terminals allowing for custom function key labels.
Numeric Keypad	0 . . 9, ., -, Backspace, Enter, Left and Right tab, Shift, Esc, Ctrl, Alt keys.
Navigation Keys	Use the arrow keys to move cursor in lists and select objects.  Alt+arrow key activates home, end, page up, page down functions.